

iPad Basics

Clint Stephens

Southwest Educational Development Center
clint@sedck12.org or [@sedcclint](https://twitter.com/sedcclint) on Twitter

<http://sedcclint.com> under the **iPad** or **BCSD** tag
[LINK](#) for a direct link to the presentation

iOS 6 or 7?

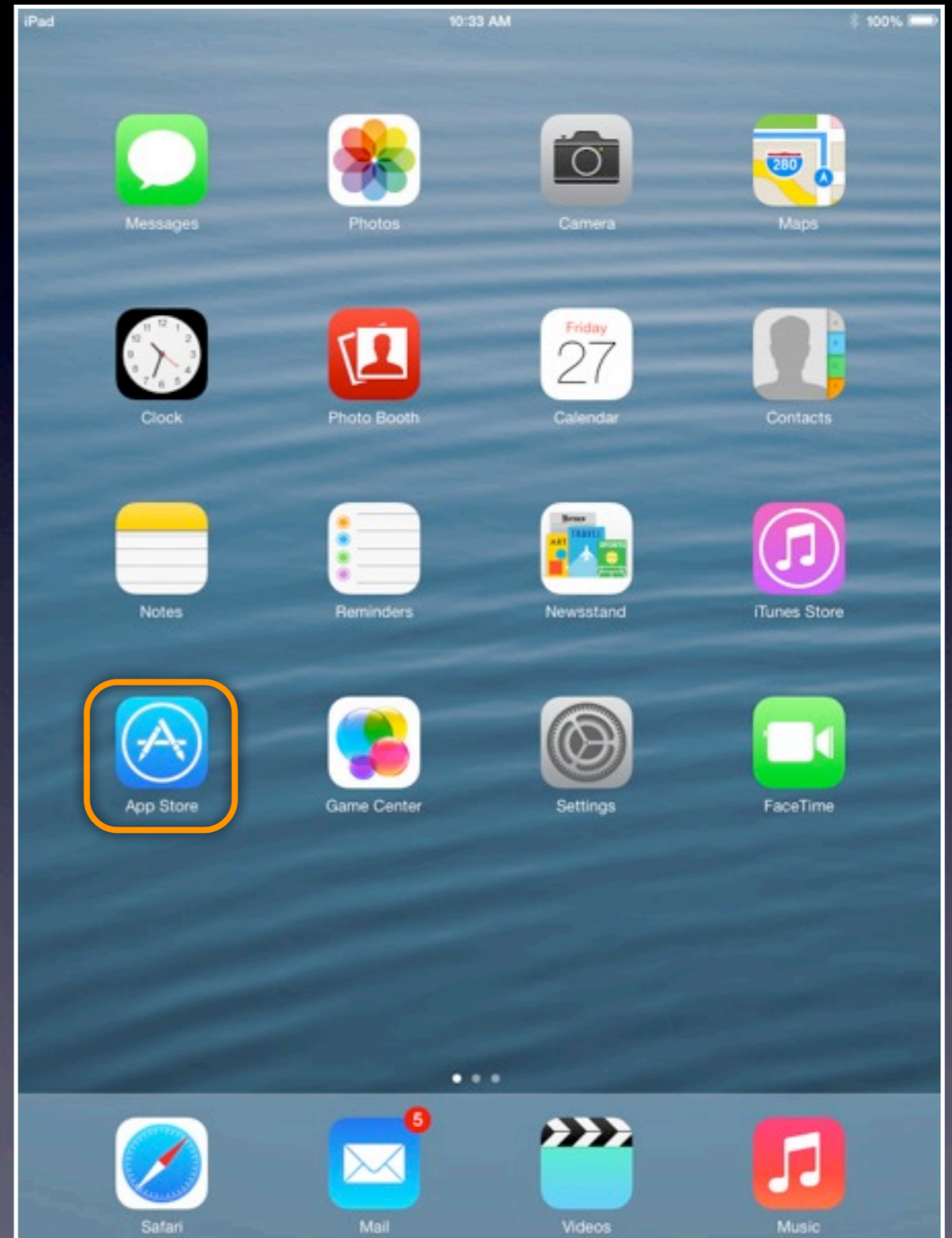
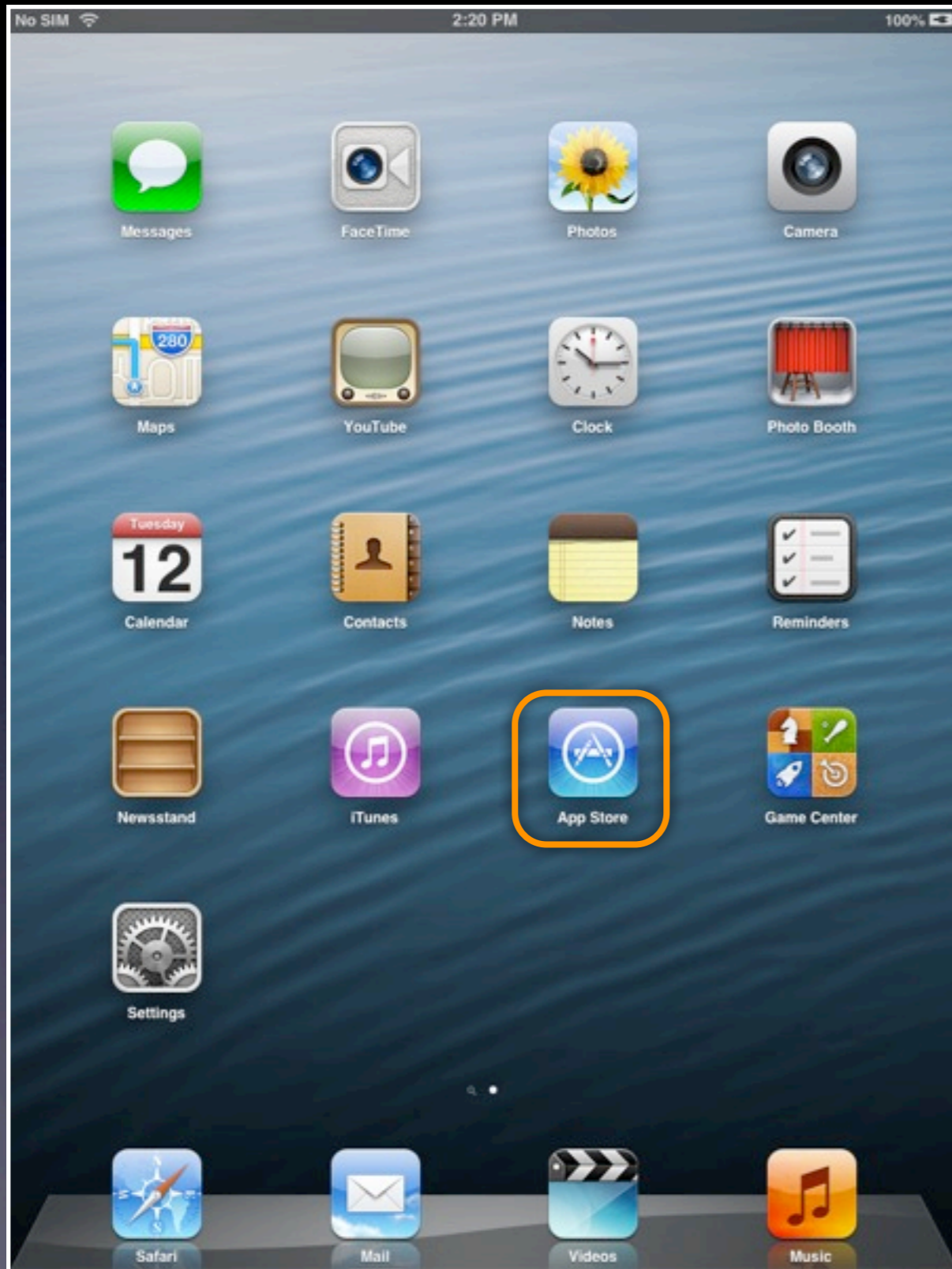
iOS 6 or 7?



Settings App*



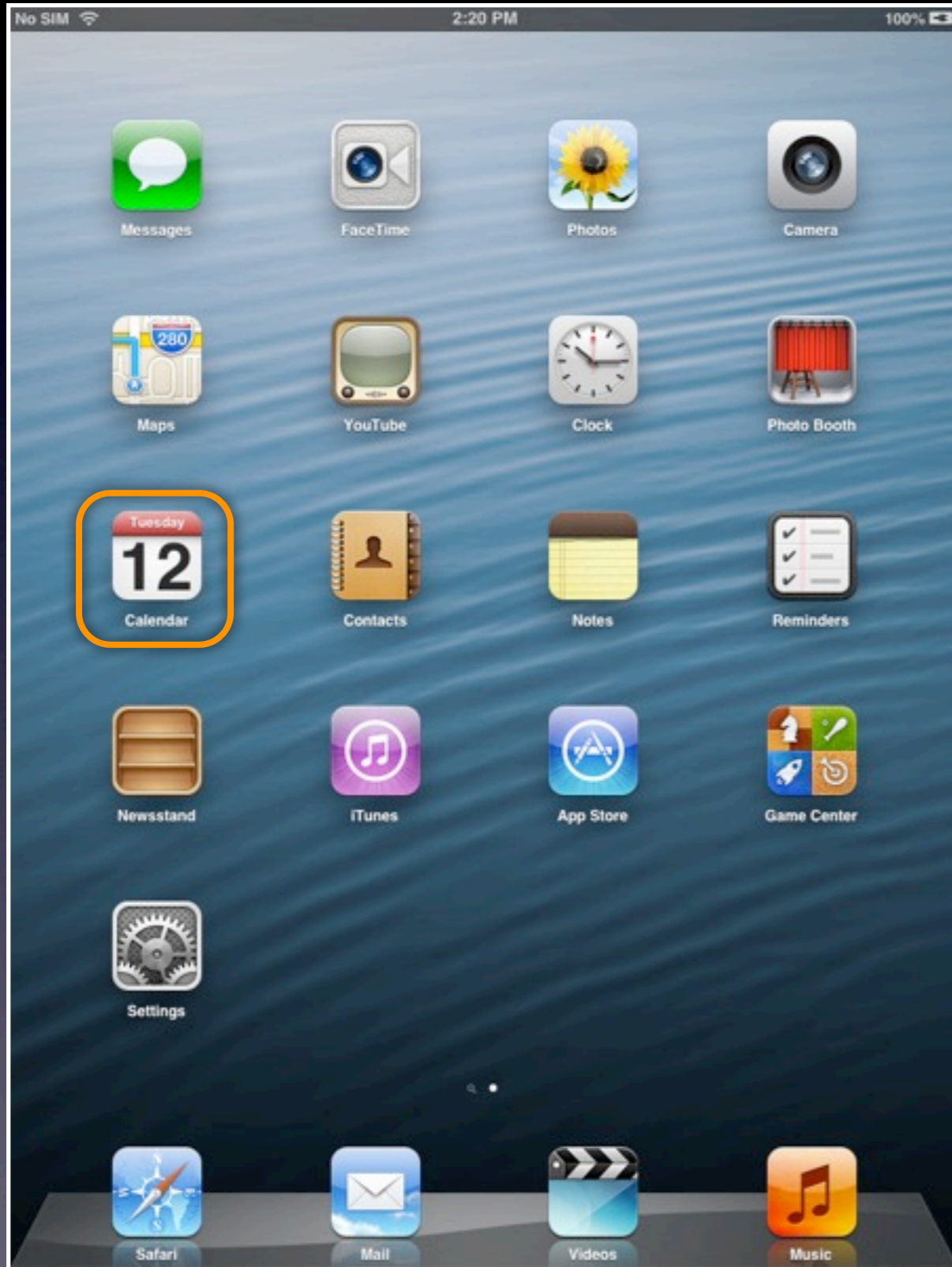
App Store*



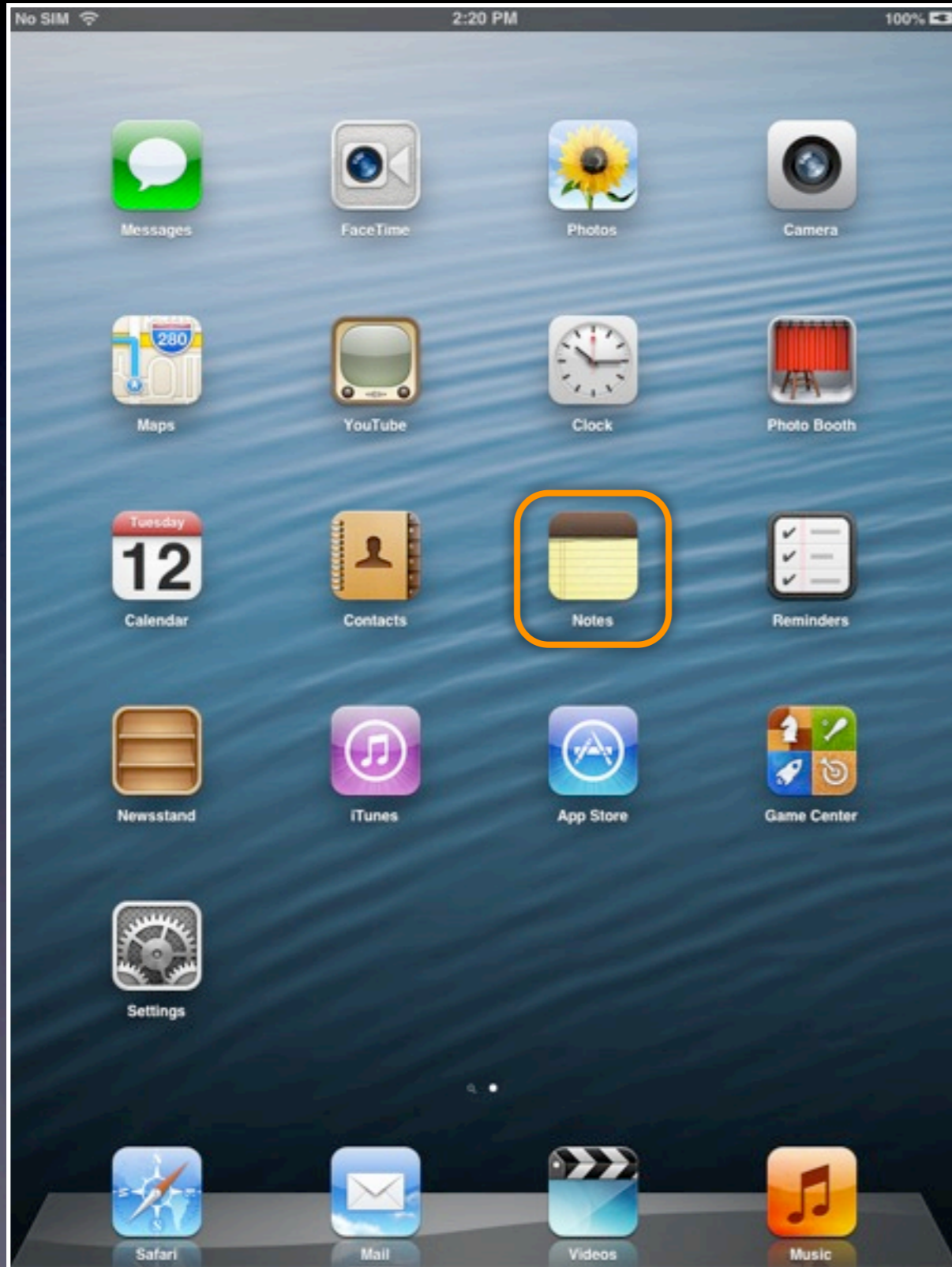
Photos App



Calendar App



Notes App



Mail App



Settings App



Settings App

- Airplane Mode
- Connecting to a WiFi hotspot
- Mail, Contacts, Calendars
- How much space do I have left? General, then Usage option will tell you
- iTunes & App Store - Must be signed into an iTunes account to download apps

App Store



App Store

- Must have and be signed into an Apple ID/ account in order to install apps
- Don't want to use a Credit Card for your school iPad? There is a way around this.
- Download a Free app, go through the sign up process, and choose 'None' under the credit card option

App Store

- Updating apps
 - If there is a number/badge on the 'Updates' button, click it and update apps individually or 'Update all' at once
- Re-install purchased or once-downloaded apps?
 - Click the 'Purchased' button on the bottom
 - 'All' or 'Not on this iPad' options
 - Click the down/cloud icon to reinstall

Quick Tips

- Long Press on an App icon starts the 'Wiggles'...
 - Allows you to organize and delete apps
 - Home row holds 6 apps OR folders!
- Creating folders of apps...
 - When 'wiggling' drag one app onto another, rename if you'd like
 - Click the 'Home' button to stop the wiggles

Quick Tips

- Time-Saving Gestures:
 - 5-Finger Vertical Swipe or double-tap Home button - Multitasking bar, close apps
 - 5-Finger Horizontal Swipe - Fast App Switch
 - 5-Finger Pinch - Returns to home screen from an app
 - Pinch to zoom on photos and web pages

Quick Tips

- Power down?
 - Normally, you do not need to power down your iPad unless you don't intend to use it for a LONG time
 - Press and hold the 'Power' button on the edge, then slide the screen message to power down
 - Hold the 'Power' button for 3-5 seconds to start back up
- Normally, just 'sleeping' your iPad is fine

Quick Tips

- Copy & Paste:
 - Long-press on text brings up magnifier
 - Double-tap on text brings up text selector, then you get Define, Cut, Copy, or Paste options
 - Switch to desired app, double tap, and click Paste

Quick Tips

- Screen capture
 - Press Home and Power button together to take a screen shot of whatever is on your screen
 - Image is saved to your Camera Roll in the Photos app

Working with Files

- Unlike a computer, there is no true file system or 'Desktop'
- Email is the easiest, most direct way to share files to and from the iPad
- One tap on the attachment will download, another will open it for viewing
- Magic Button on top right will let you open or save the document in any supported app on your iPad



Working with Files

- Dropbox - Amazing, free solution to have access to selected files anywhere, on any device or platform. More and more apps are including Dropbox integration
- Google Docs user? - I would recommend the Google Drive app (free) or the Office² HD app

Get The Picture?

- How do I see and control my projector-connected computer on my iPad?
 - Splashtop Remote or Doceri (requires desktop app)
- How do I see my iPad screen on my classroom projector?
 - Connect it directly with the VGA Adapter
 - Attach an Apple TV to the projector and mirror
 - Mirror through a projector-connected Mac using the Reflector (Mac only) or AirServer (Mac & PC) apps.



Swiss Army Knife

- Many think that the iPad is just an expensive gadget...
- I believe that it is an educational Swiss Army Knife
- With the right apps, it can replace:
 - A laptop or desktop, SMART Board, document camera, student response systems (clickers), still camera, video camera, GPS unit, drawing tablet, voice and audio recorder...
- What would the combined cost of these be?




No SMART Board?

- SMART Technologies have brought Notebook to the iPad!
- Not as full-featured as the desktop version, but you can open your own Notebook files or download Notebooks from the SMART Exchange, on your Dropbox or Google Drive.
- Great if you don't have the \$1,500 hardware, or for small group activities.
- Does NOT connect or control your board. :(

Document Camera?

- With a small investment in materials and time, you can turn your iPad into a document camera for your class.
- About \$7 for the model above, \$20 or so for the 'Deluxe' version below
- [How-To's here](#), and the [Board Cam](#) app adds interactivity.



Response Systems



- InfuseLearning - See how it works on YouTube
- This is a newer platform to me, but it has some powerful features: Multiple language support, response options including text, sort, MC, open ended, numeric, Likert and even drawings!
- Ask questions on the fly, or set up a series of quiz questions.
- Sign up and use for FREE! Once you have an account teachers login here, and students head to your class here.

Response Systems



- Let's give InfuseLearning a try...
- Head to <http://student.infuselearning.com/> in a web browser (Safari, Chrome, Firefox, etc.)
- My Room #: 53690

Response Systems



- Socrative - <http://www.socrative.com/>
- Web-based platform that makes all sorts of voting, formative assessment, surveys and feedback simple and fast
- Runs on any web-enabled device - no app required, but they do have an apps for iOS and Android
- FREE


Response Systems



- Nearpod takes full advantage of a classroom or small group set of iPads or iPod Touches (if you are lucky enough for this)
- Enables teachers to use their iPads to manage content on students' iDevice. It combines presentation, collaboration, and real-time assessment tools into one integrated solution.

Response Systems

View at <http://youtu.be/oOhwDAC-aok>



Educational Media

- iTunes U - Gives you access to complete courses from leading universities and other schools - plus the world's largest digital catalog of free education content. Build your own courses!
- eMedia Videos - Utah approved videos available through the Pioneer Library. Play by using the QuickTime Download button

Educational Media

- Khan Academy - Over 3,500 videos and 100 self paced exercises on an array of topics. Videos are between 5 and 20 minutes in length.
- TED - Riveting talks by remarkable people, free to the world. Think of it as Professional Development for you - anytime, anywhere.

Educational Media

- iBooks - Apple's eBook reader & store, now with access to high quality interactive text books for \$15 or less.
- You can even create your own iPad eBooks with iBooks Author (if you have a Mac)
- Want the latest book titles?
 - Use either the iBooks bookstore or the Amazon Kindle app.

Educational Media

- OverDrive - Free eBooks from the Public Library
 - You'll need a local library card, and these instructions
- Looking for free audio books?
 - You can use your OverDrive login and OneClick Digital to access loads of titles

Educational Media - DIY?

- Looking to make your own media projects? Like to have your students **create** for a world wide audience? There are some *amazing* apps for this
- Create Kahn Academy-style instructional screencasts with ScreenChomp or Explain Everything
- Create full movies with iMovie, or give presentations new life with Storyrobe, SonicPics or Animoto (free \$250 pro educator account)

Notes Everywhere?

- Evernote
 - Evernote turns the iPad into an extension of your brain, helping you remember anything and everything that happens in your life
 - From notes to ideas to snapshots to recordings, put it all into Evernote and watch as it instantly synchronizes from your iPhone &/or iPad to your computer and the 'Cloud'

Productivity Apps

- Flipboard - a fast, beautiful way to flip through the news, photos, Google Reader and Flickr.
- Pages, Numbers, and Keynote - The standard for productivity apps on the iPad for page layout, word processing, spreadsheets, and presentations.
- Dragon Dictation - allows you to easily speak and instantly see your text or email messages, and enter text up to 5x faster! Dragon-Speak help here.

Productivity Apps

- Drafts - Drafts is the quick, easy way to capture and share text. In Drafts, text comes first – open the app and get a new, blank draft – ready to type
- In Drafts you can get that text down quickly and decide what to do with it later. Extensive output options let you send text to Twitter, Facebook, email, SMS, a Calendar event, quickly save it to Dropbox or Evernote

Productivity Apps

- AudioNote - combines the functionality of a notepad and voice recorder to create a powerful tool that will save you time while improving the quality of your notes.
- Stickyboard - A giant whiteboard with a never-ending stack of sticky notes.

Educational Apps

- Provo School District has taken the time to align **MANY** apps to the Utah elementary & secondary cores, which you can [access here](#):
- Elementary Literacy & Numeracy apps aligned by standard
- Secondary Literacy, Numeracy, eBook and other educational apps are included

Educational Apps

- [Apps4Edu](#) - UEN Resource to find apps by Utah core, subject, grade level, device, price...
- [60 Apps in 60 Minutes](#) - Presentation for URSA 2013
- [Kearns HS iPod Touch Project Wiki](#)
- [iEducation Apps Review](#)

What questions
do you still have?

Thank you for your
time and participation



I have an iPad... Now What?

Clint Stephens

Southwest Educational Development Center

clint@sedck12.org

<http://sedcclint.com> under the **iPad** or **URSA** tag

<http://goo.gl/R40Gs> for a direct link to the presentation