



I have an iPad... Now What?

Clint Stephens

Southwest Educational Development Center

<http://sedcclint.com> under the **iPad** tag

<http://is.gd/8zFmof> for all of the notes and details, or

<http://goo.gl/4lDwv> for a direct link to the presentation

The Basics

- The Basics
 - Home button - home screen, search screen
 - Double tap home to access latest apps, plus iPod & brightness controls & how to kill apps
 - Creating Folders of apps - can manage this in iTunes as well
 - Moving and deleting apps (Home row holds 6!)

The Basics

- The Basics
 - Gestures: Tap, double tap, hold and drag, flip & swipe, pinch to zoom, rotate
 - Copy & Paste
 - Screen capture - press Home and Power button together to take a screen shot of whatever is on your screen to your photo roll.

Getting in Gear: Settings

- Connecting to a WiFi hotspot
- Picture Frame
- How much space do I have left? General option will tell you
- Store - Must be signed into an iTunes account to download apps.

Get the Picture

- These new iPads have built-in cameras!
- You can use these cameras to take photos or record video.
- Even capture the screen (Home+Power)
- Let's take a photo
 - On the iPad, find the 'Camera' app.
 - Photos saved in your Photos (sunflower) app in the Camera Roll

Google-izing your iPad

- Need District mail on your iPad/iPod Touch/iPhone?
 - It's better to set it up as a Microsoft Exchange account than a regular Gmail account.
 - What you do on your computer is synced to your iPad, what you do on the iPad is synced to your computer web interface.

Google-izing your iPad

- You can (and should be) syncing ALL services (Calendar & Contacts) not just Gmail
 - Syncing can be difficult
 - Making Google the home of your contacts and calendars is the key.
 - Have multiple calendars? You can select which ones to sync to your iPad (follow the Google Apps instructions below)
- This setup also integrates with Android devices.

Google-izing your iPad

- Please see the additional handout for the step-by-step instructions on how to set this up.
- If you are still having issues, here's the [page of all of my Google-izing instructions](#).

Working with Files

- Unlike a computer, there is no true file system or 'Desktop'
- Email is the easiest, most direct way to share files to and from the iPad
- One tap on the attachment will download, another will open it for viewing
- Magic Button on top right will let you open or save the document in any supported app on your iPad



Working with Files

- Now that we have iOS 5....
 - Any documents that you create with Pages, Numbers & Keynote can be automatically synced to iCloud
 - Start a document on your Mac, and finish it up on the iPad
 - More and more apps will be building in iCloud syncing soon
 - It's only been available since Wednesday, Oct. 13

Working with Files

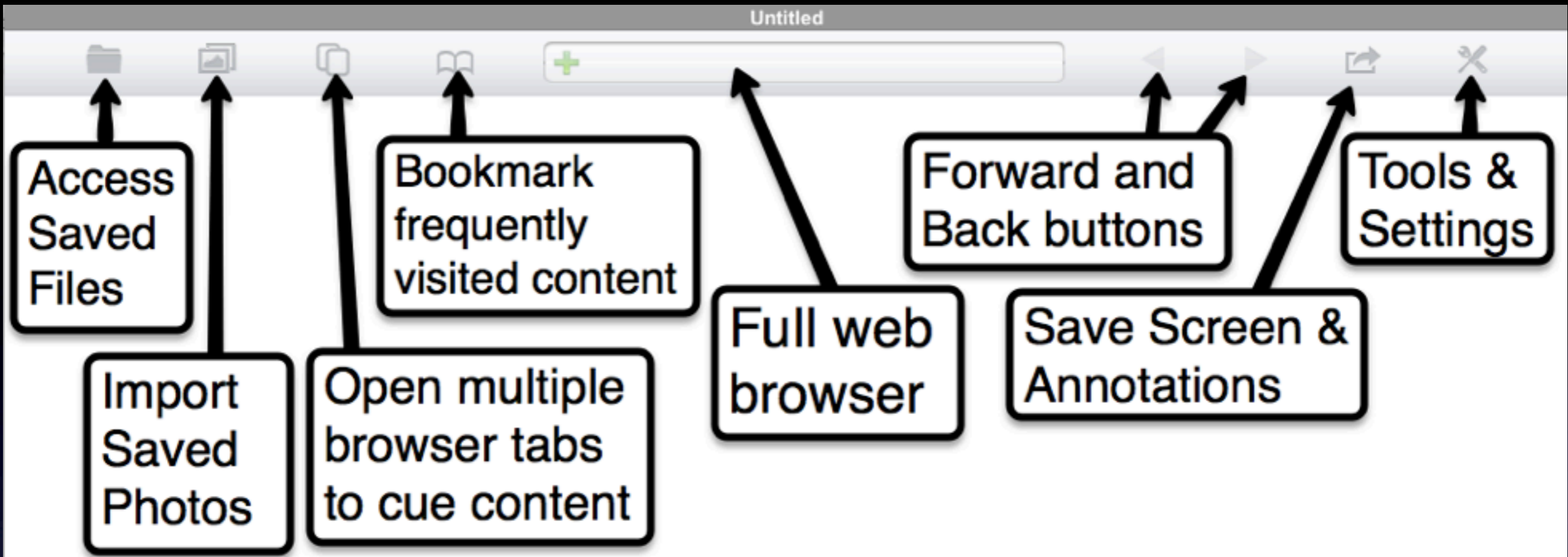
- Dropbox - Amazing, free solution to have access to selected files anywhere, on any device or platform. More and more apps are including Dropbox integration.
- Google Docs? - not fully supported via Safari browser - Office2 HD
- Need a camera? Bump photos from your smart phone to your iPad, or get the iPad 2.

Just How SMART?

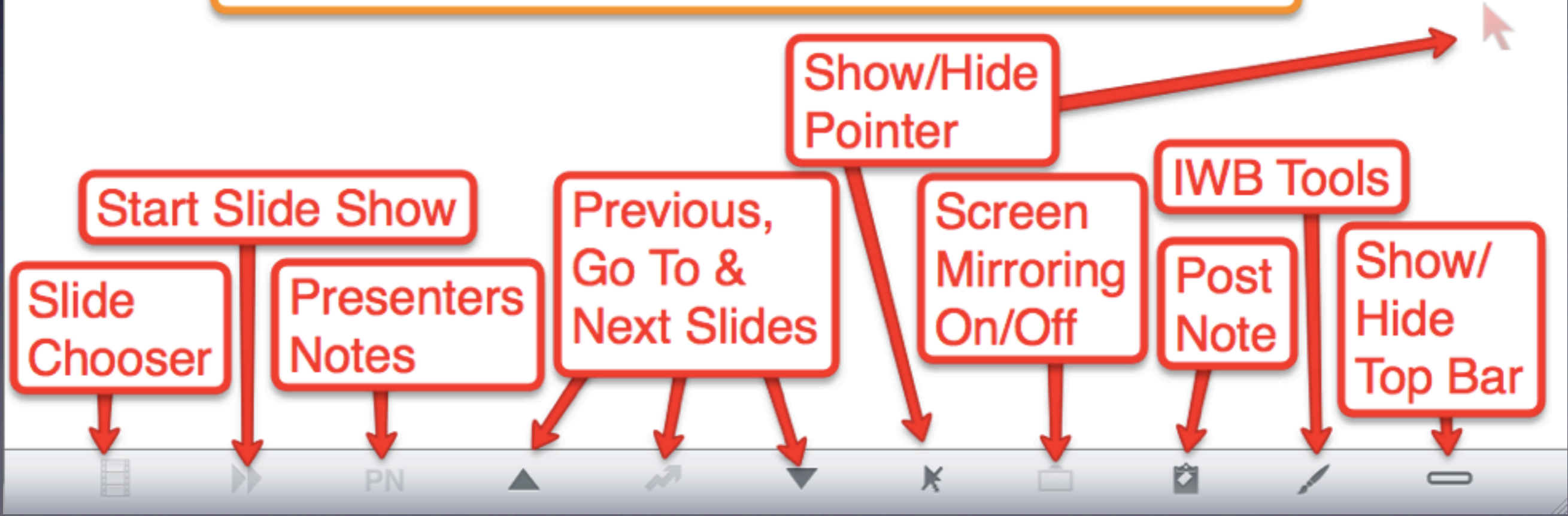
- Can I use my iPad as a SMARTBoard Tablet?
 - Sure - there's a great app called Splashtop Remote
 - It will allow you to see AND control anything on your teacher computer, effectively turning it into a SMART Tablet.
 - Requires a free 'monitoring' program running on your desktop and wireless access.

The SMART Alternative

- 2Screens - Interactive White Board Replacement and Teacher's Swiss Army Knife
 - Project documents, presentations, photos and web content, with annotation
 - Or, use as IWB
 - Capture displayed content and annotations,
 - Built-in pointer, etc.



Interactive White Board or Content Viewing Area



Screenshot
to photo library

Screenshot
to local folder

menu bar
↓

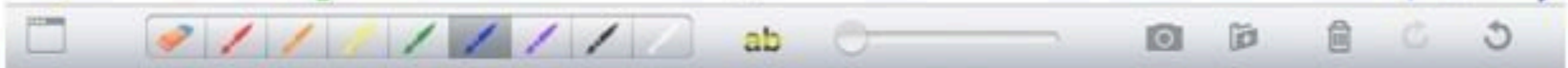
pick color
↓

opaque?
↓

size
↓

↓

clear canvas
redo
|
undo



Printing Directly From the iPad?

- A few months ago, this was the only sure-fire way to print from your iPad...



www.theformgroup.com

Printing Directly From the iPad?

- You can print, but again, through software running on your desktop machine
 - Here's a solution from EuroSmartz
 - Download the Print (Print to ALL Printers) app, \$0.99
 - Download and Install their free WePrint Helper app
 - Print away!

In The Classroom: Best Practices

- With the iPad 1, not everything you see will transfer to the projector
 - What will project?
 - What will not? Everything else...
- On the iPad 2, everything (except Office HD²) will be mirrored to your projector with an adapter cord.

Educational Videos


- eMedia Videos - by using the QuickTime Download button
- Khan Academy - Over 2,400 videos and 100 self paced exercises on an array of topics

In The Classroom: Best Practices

- GoodReader - is an app for the iPad that allows the viewing of many different file formats on the iPad itself. It will also allow them to be projected over the VGA-out connector.
- Evernote - Evernote turns the iPad into an extension of your brain, helping you remember anything and everything that happens in your life. From notes to ideas to snapshots to recordings, put it all into Evernote and watch as it instantly synchronizes from your iPhone to your computer.



In The Classroom: Best Practices



- eClicker or iResponse
- How wise is it to purchase 'Uni-Tasking' classroom 'clickers' for your SMARTBoard if you can do the same thing with your multi-tasking iOS device (iPad, iPod Touch, iPhone)?
- Each requires 1 'host' version of the software to write questions and gather responses.
- All devices need to be on the same wireless network.

In The Classroom: Best Practices



eClicker:

Host App: \$9.99

Client App: Free



iResponse:

Host App: \$4.99

Client App: \$0.99

You can do the math...

Let's give it a try?

In The Classroom: Best Practices

- Flashcards Deluxe - Great app for individual students or the whole class. Create your own or find a stack to download from over 10,000 user created stacks.
- Tracks whether you were wrong, right, or strongly right, and then uses that info for future quizzes.

Educational Apps

- Get Inspired - 64 (and counting) Interesting Ways to use an iPad in the Classroom
- Great apps for Elementary
 - From Provo School District (PDF Documents)
 - Grade 1-6 Literacy apps by standard
 - Numeracy apps by standard:
 - Grade 1, Grade 2, Grade 3, Grade 4, Grade 5, Grade 6

Educational Apps

- Great apps for Secondary Subjects
 - From Provo School District (PDF Documents linked below)
 - Literacy apps
 - Numeracy apps
 - eBook apps
 - Other Educational apps

Educational Apps

- My new favorite? GarageBand

Educational Apps

- Regional Trainers list of Apps - check back often!
- 60 Apps in 60 Minutes - Presentation for UCET 2012

Educational Apps

- [iPad Curriculum](#) - Database of educational apps for all platforms
- [Speirs.org](#) - Blog detailing school-wide iPad experiment
- [List of Elementary apps used](#)
- [List of Secondary apps used](#)

Productivity Apps

- Flipboard - a fast, beautiful way to flip through the news, photos, Google Reader and Flickr.
- Pages, Numbers, and Keynote - The standard for productivity apps on the iPad for page layout, word processing, spreadsheets, and presentations.
- 1Password - securely manage all of your various logins, and store other secure information for quick access.

Productivity Apps

- Dragon Dictation - allows you to easily speak and instantly see your text or email messages.
- Adobe Ideas - your digital sketchbook, letting you capture and explore ideas anywhere you go.
- Penultimate - Take notes, keep sketches, or share your next breakthrough idea -- in the office, on the go, or home on the sofa.

Productivity Apps

- AudioNote - combines the functionality of a notepad and voice recorder to create a powerful tool that will save you time while improving the quality of your notes.
- smartNote - a nice combination of Penultimate and AudioNote with extra gadgets and tools.
- Stickyboard - A giant whiteboard with a never-ending stack of sticky notes.

iOS Apps

iOS Educational Apps Spreadsheet

or at

<http://bit.ly/hnZ07Y>

What questions
do you still have?

Thank you for your
time and participation